

# Currency Manager

## Table of Contents

App Description .....	1
Installation .....	1
Post Installation Manual Steps.....	2
Run Post Install Script .....	2
Update Named Credentials.....	3
Assign permission set to user .....	3
How to use? .....	3
Corporate Currency .....	4
Manage Currencies.....	5
Manage Dated Exchange Rates .....	6

## App Description

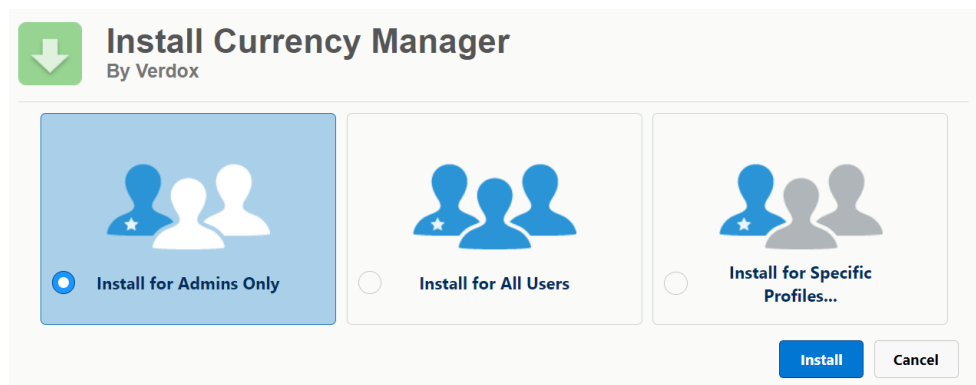
Currency Manager allows to you manage currency and dated exchange rates without having System Admin profile or " View Setup and Configuration" and „Customize Application" privileges.

In future version it will also allow to retrieve current currency rates and schedule automatic updates.

We've made the installation as easy as possible. If you have any issues installing / setting up the app or have any feature requests don't hesitate to send an email [salesforce@verdox.pl](mailto:salesforce@verdox.pl) and we will come back as fast as possible.

## Installation

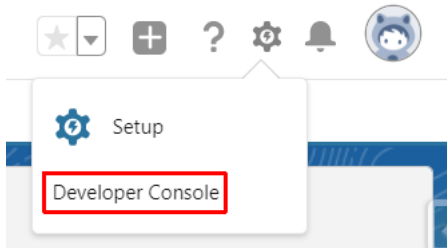
Make sure to choose "Install for Admins only" and click "Install".



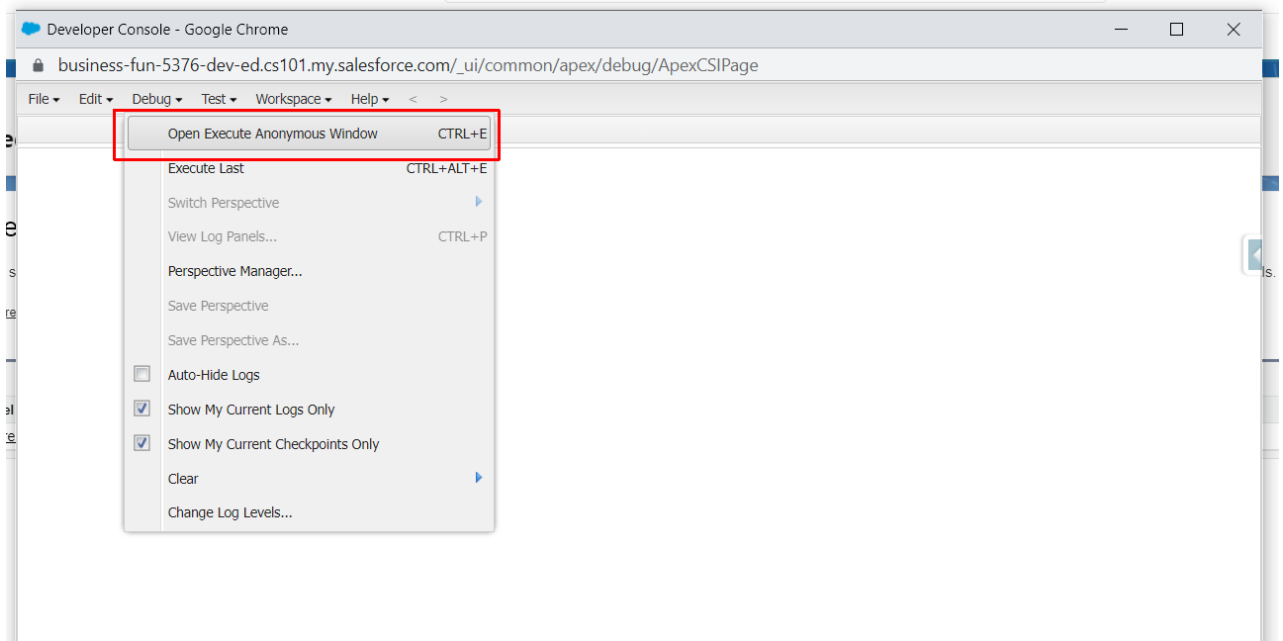
# Post Installation Manual Steps

## Run Post Install Script

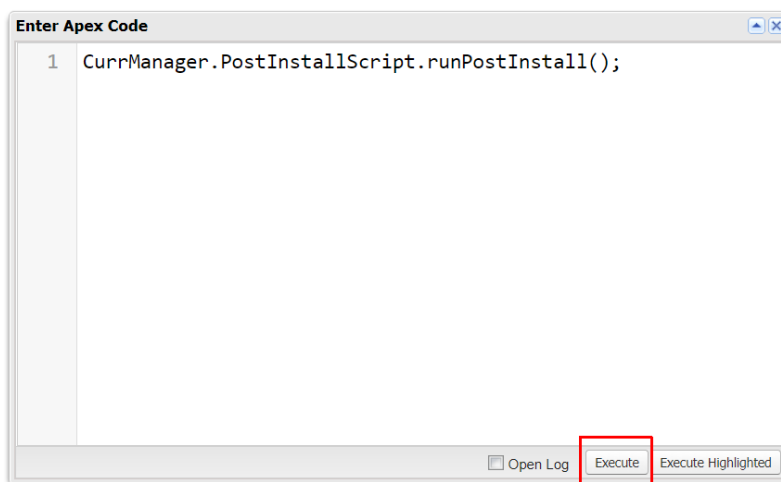
1. Open Developer Console by clicking on avatar on the right top



2. On the popup choose Debug – Open Execute Anonymous Window



3. Put the following code  
*CurrManager.PostInstallScript.runPostInstall();*  
end click Execute



## Update Named Credentials

1. Go to Setup -> Security Controls -> Named Credentials
2. Click Edit next to "Currency\_Manager"
3. Make sure "Start Authentication Flow on Save" is checked
4. Click Save
5. In case you see „*error=invalid\_client\_id&error\_description=client%20identifier%20invalid*” message, please go back and wait 5-10 minutes for Salesforce to process previous step and then try again.
6. You'll redirected to login screen
7. Provide your credentials to authorize "Currency Manager" connected app.
8. Click Allow

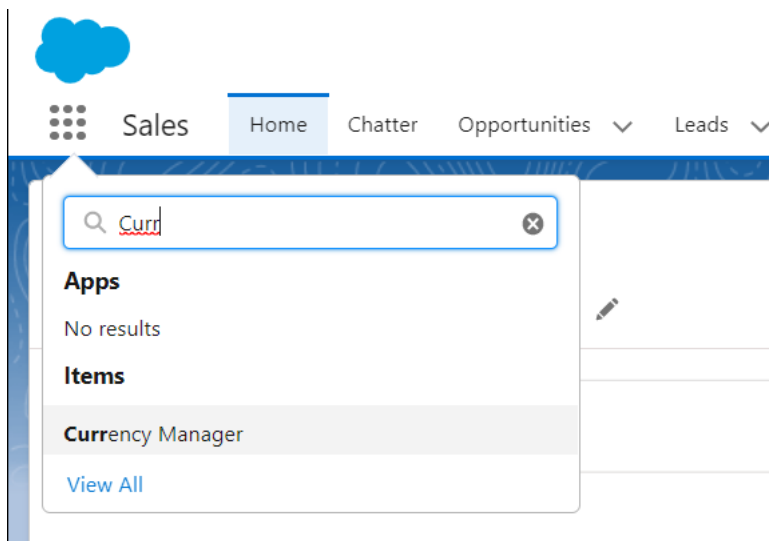
## Assign permission set to user

Permission Set “Currency Manager” controls the access to the app. System Administrators can use it without permission set. To assign it to users, do the following:

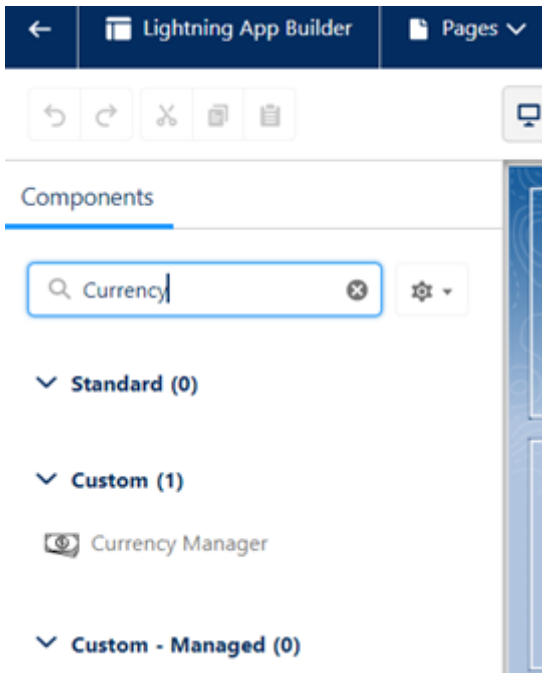
1. Setup -> Manage Users -> Permission Sets
2. Click "Currency Manager"
3. Click "Manage Assignments"
4. Click "Add Assignments"
5. Select users and click Assign

## How to use?

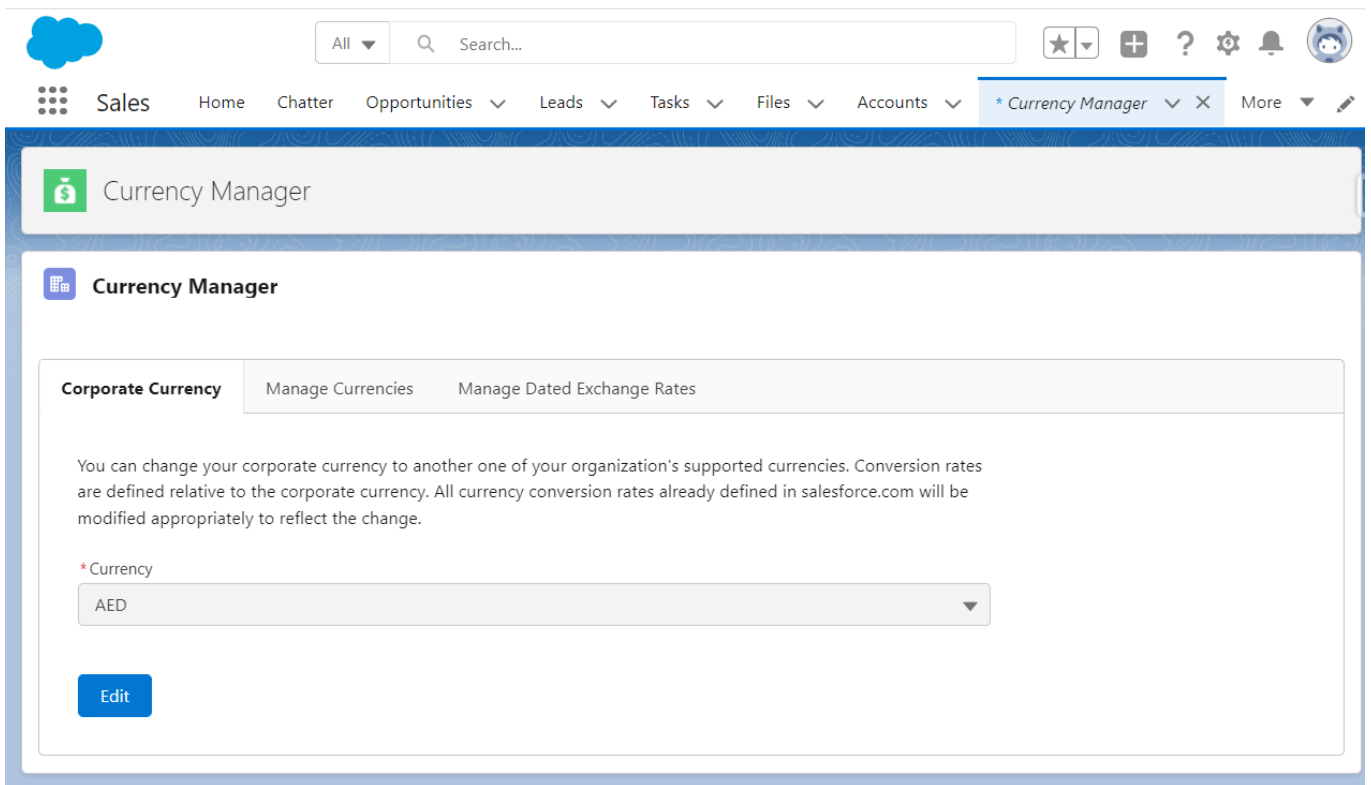
Switch to Currency Manager tab



or add Currency Manager component to any page using Lightning App Builder,



## Corporate Currency



Allows you to change current corporate currency.

# Manage Currencies

The screenshot shows the Salesforce Currency Manager interface. At the top, there is a navigation bar with 'Sales' and various tabs like 'Home', 'Chatter', 'Opportunities', 'Leads', 'Tasks', 'Files', 'Accounts', and 'Currency Manager'. Below this, the 'Currency Manager' header is visible. The main content area has three tabs: 'Corporate Currency', 'Manage Currencies' (which is active), and 'Manage Dated Exchange Rates'. A text block explains that users can change their corporate currency and that conversion rates are defined relative to it. A 'New' button is present. Below the text is a table with the following data:

Cur...	Currency Name	Active	Corporate	Conversio...	D.	Last Modified...	
1	AED - UAE Dirham	✓	✓	1.000000	4	18/04/2022	▼
2	AFN - Afghanistan Afghani (New)	✓		0.750000	4	18/04/2022	▼
3	USD - U.S. Dollar	✓		0.250000	2	18/04/2022	▼

This screenshot shows the same 'Manage Currencies' tab but with a form for adding or editing a currency. The form includes the following fields:

- \* Currency: A dropdown menu with 'Select Currency'.
- \* Conversion Rate: A text input field.
- \* Decimal Places: A text input field with the value '4'.
- Active: A checked checkbox.
- Corporate: An unchecked checkbox.
- Buttons: 'Cancel' and 'Save'.

This tab allows to activate and deactivate currencies as well as add new ones.

## Manage Dated Exchange Rates

Currency Manager

Currency Manager

Corporate Currency   Manage Currencies   **Manage Dated Exchange Rates**

Exchange rate fluctuations affect your business. Dated exchange rates enhance the currency management capability in salesforce.com by allowing you to map an exchange rate to a specific date range. For example, the exchange rate on January 1 was 1 USD to 0.744 EUR, but on April 1, it changed to 1 USD to 0.790 EUR. Your opportunities that closed between January 1 and March 31 use the first exchange rate (1 = 0.744), while opportunities that closed on April 1 or after use the second exchange rate (1 = 0.790).

Note: Dated exchange rates are currently applicable for opportunities, opportunity products, and related reports.

▼ AED

Exchange Rate	Start Date	Next Start Date	Last Modified Date
1   0.270000	30/12/1	01/04/2022	19/04/2022
2   0.260000	01/04/2022	28/04/2022	19/04/2022
3   0.280000	28/04/2022	31/12/9999	19/04/2022

> AFN

▼ EUR

Exchange Rate	Start Date	Next Start Date	Last Modified Date
1   1.080000	30/12/1	21/04/2022	19/04/2022
2   1.090000	21/04/2022	31/12/9999	19/04/2022

> GBP

This tab allows to manage exchange rates for defined currencies.